

Young people who are not in education, employment or training (NEET)




Karen Linton – November 2020



## Statutory responsibilities

- Young People Support Services (YPSS) have a statutory responsibility to report on the NEET (Not in Education, Employment or Training) and Not Known data for academic Years 12/13. NEET Practitioners are in contact with and have up to date participation status for Year 12-13 young people across the borough and can therefore offer early support in the event that their situation changes. The Team works to promote, support and engage young people into EET (Education, Employment & Training).

# Current Position

	Full Cohort	EET	NEET	Not Known	RPA (Meeting the duty)	
					Year 12	Year 13
<b>Sept 2020</b>	3561	3345	184	31		
		<b>91.5%</b>	<b>5.2%</b>	<b>0.9%</b>	<b>95.4%</b>	<b>87.7%</b>
						
<b>Aug 2020</b>	3446	3149	259	29		
		<b>86.9%</b>	<b>7.6%</b>	<b>0.8%</b>	<b>90.5%</b>	<b>82.9%</b>

Profile as at 30th  
September 2020  
academic age yr12-  
13 (16 to 18 year  
olds)

Total NEET = 184

**163**

**Available  
to the  
labour  
market**

Male (105) 64%  
Female (58) 36%

**21**

**Not  
available to  
the labour  
market**

Male (10) 48%  
Female (11) 52%

**OVERALL COHORT (184)**

Male (115) 62%  
Female (69) 38%

# NEETs by Neighbourhood in North East Lincolnshire

## North East Lincolnshire Ward Boundaries and 5 Neighbourhood Areas

**Immingham NEETs**  
(Immingham)

**16 = 9%**

Available = 16  
Not Available = 0

**Central NEETs**  
(Freshney, West Marsh,  
Yarborough, South, Park)

**63 = 34%**

Available = 60  
Not Available = 3

**Fiveways NEETs**  
(East Marsh, Sidney/Sussex,  
Heanage)

**73 = 40%**

Available = 59  
Not Available = 14

- CENTRAL
- FIVEWAYS
- MERIDIAN
- WOLDS
- IMMINGHAM

**Wolds NEETs**  
(Scartho, Waltham, Wolds)

**11 = 6%**

Available = 9  
Not Available = 2

**Meridian NEETs**  
(Croft Baker, Haverstoe,  
Humberstone/New Waltham)

**21 = 11%**

Available = 19  
Not Available = 2



163

Available to the labour market

# Current situation

- 4 Not actively seeking
- 17 Not yet ready for work or learning
- 33 Requiring level 2 training
- 37 Requiring sub level 2 training
- 66 seeking employment
- 6 start date agreed in education, employment or training

21

Not Available

Current  
situation

- 2 Currently unlikely to be economically active
- 11 Illness
- 2 Pregnancy
- 6 Teenage parent

# Year 11 Leaver destinations Oct 2020 cohort = 1933

- Full-Time Education – 1743
- Traineeship – 51
- Employment with training - 44
- Employment without Training – 19
- NEET – 62
- Other - 14





## Key themes/barriers

- Mental health issues
- Lack of sub level 2 provision
- Low level qualifications
- High number seeking employment only

## Dept for Education position

- On 30 September we published the scorecard to establish a pre-coronavirus baseline and show how well LAs were tracking young people pre-coronavirus. However, we recognise that COVID-19 means your situation in autumn may be very different to your position in the scorecard (data covers December 2019, January 2020 and February 2020). We know the pandemic is disproportionately impacting young people.
- In response we are suspending our usual performance management activity based on each LA's position on the NEET Scorecard. Instead we will offer support to LAs impacted by the pandemic. We'll look at the monthly NCCIS submissions as they come in. Where there are issues, e.g. high NEET and/or unknowns, we will be in touch to offer support. Affected LAs can expect contact from end-Nov onwards.